


Steps to Sign Up With Cell-Ed

BARBARA BUSH FOUNDATION
ADULT LITERACY XPRIZE
PRESENTED BY
DOLLAR GENERAL
LITERACY FOUNDATION


COMMUNITIES
COMPETITION
Transforming One Million Lives Through Literacy


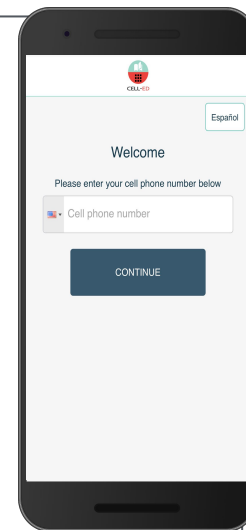


Download the Cell-Ed app

You will need to register basic information and complete the following steps:

Step 1:

- Download the Cell-Ed app via the **Google Play Store**  Search for “**Cell-Ed**”
- Enter your cell phone number
- Create a password you can remember
- Enter your assigned PIN code: ##### (XPrize will provide it)
- Click **CONTINUE**



Step 2:

- Use headphones and click **PLAY**. Follow the instructions you hear or see from the Cell-Ed teacher!
- The teacher will ask you to answer a few survey questions
- Finally, the teacher will ask you a few questions to match you to the right Cell-Ed course
- Enter the **code** of the course Cell-Ed recommends for you to start (e.g. 92)

Each Cell-Ed lesson takes 3 minutes or less to fit into your busy day. Each course takes between 5 to 25 hours to complete to earn a digital certificate.

Cell-Ed Courses Offered:

- **English on the Go** six English levels from beginner to advanced
- **Skill Builder** four pre-high school equivalency courses to strengthen reading, writing, social studies and math



Note: If you use the Cell-Ed app, you will need unlimited data or wifi/Internet

**If you wish to use the call-in option for Cell-Ed, please contact info@cell-ed.com for additional information*